

1000mm OFFBOARD UNDERMOUNT RANGEHOOD

SL906EM-L 1000




Rangehood type	Undermount
Control	Touch control
Speed settings	4
Ducting diameter	150mm
Extraction type	Offboard motor
Motor**	SEM 1, SEM 2 XS316, SEM 5 XS316
Extraction	1200m ³ /h
Filter	25mm stainless steel baffle
Lighting	14W LED strip
Induction Countdown Control	Yes
Electrical requirement	10A
Dimensions (mm)	W1000 x D290 x H350
Cut-out dimensions (mm)	W980 x D265
Warranty	3 years (6 years when Sirius ducting is used)



INDUCTION SAFE



25mm BAFFLE FILTERS



1200m³/h AIRFLOW



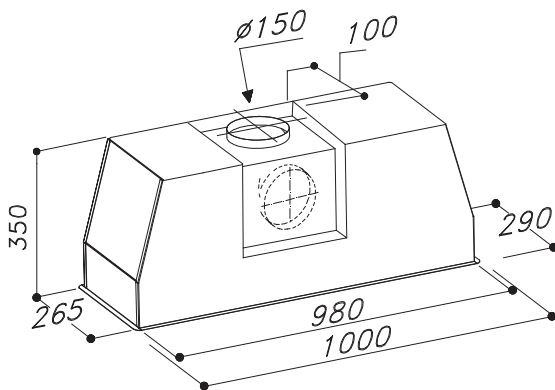
GERMAN-MADE MOTOR



LED LIGHTING



HANDCRAFTED IN ITALY

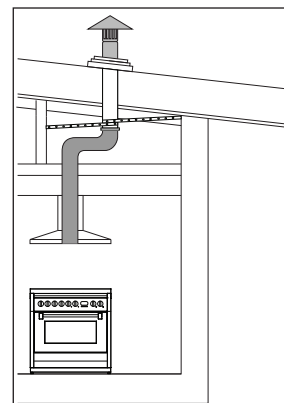


*Product dimension includes trim

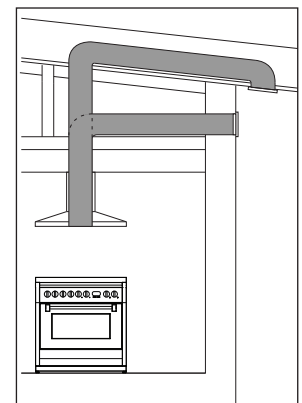
Note: Need to allow 5mm extra for ease of installation

**Outdoor offboard motors have a marine grade finish as standard for added resistance to coastal weather elements.

Ducting options



Roof ducted



Eave or Wall ducted

- Can be used with SEM 1, SEM 2, and SEM 5.
- Use semi-rigid or rigid ducting, not fully flexible foil ducting.
- Fewer bends means a quieter and more powerful extraction.
- Extra 3 years warranty when Sirius ducting is used (total 6 years).
- See [support page](#) on Sirius website for installation videos and FAQs.

WARNING: technical specifications and product sizes can be varied by the manufacturer, without notice. Cut outs for appliances should only be by physical product measurements. The above information is indicative only.

Distributed by Arisit Pty Ltd

40-50 Mark Anthony Drive, Dandenong South VIC 3175

Ph: 1300 762 219

Fax: 03 9768 0838

Website: www.arisit.com

www.siriusbrand.com