

1120mm ONBOARD UNDERMOUNT RANGEHOOD with 'SMART-SWITCH' FUNCTION - TWIN MOTOR

SL926-DLTM 1200



SMART/SWITCH



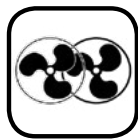
Rangehood type	Undermount
Control	Button
Speed settings	4
Ducting diameter	200mm
Extraction type	Onboard motor
Motor	Twin aluminium motor
Extraction	Variable - see page 2
Filter	25mm stainless steel baffle
Lighting	6W LED strip - Dynamic and dimmable
Induction Countdown Control	Yes
Electrical requirement	10A
Dimensions (with cowl) (mm)	W1120 x D290 x H472
Cut-out dimensions (mm)	W1100 x D265
Warranty	3 years (6 years when Sirius ducting is used)



BI-POWER MODE



ECO-FRIENDLY POWER USE




TWIN ALUMINIUM MOTOR



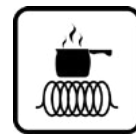
25mm BAFFLE FILTERS



DYNAMIC LIGHTING



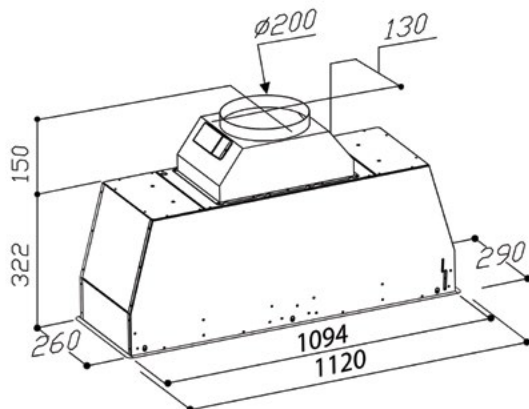
LOW NOISE LEVEL



INDUCTION COUNTDOWN CONTROL

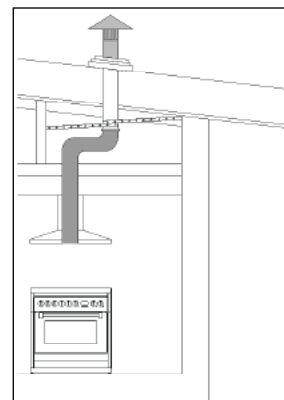


HANDCRAFTED IN ITALY

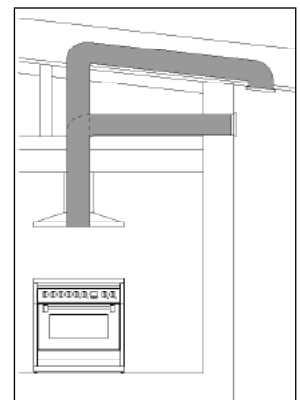


*Product dimension includes trim

Ducting options



Roof ducted



Eave or Wall ducted

- Use semi-rigid or rigid ducting, not fully flexible foil ducting.
- Fewer bends means a quieter and more powerful extraction.
- Extra 3 years warranty when Sirius ducting is used (total 6 years).
- See [support page](#) on Sirius website for installation videos and FAQs.

WARNING: technical specifications and product sizes can be varied by the manufacturer, without notice. Cut outs for appliances should only be by physical product measurements. The above information is indicative only.

Distributed by Arisit Pty Ltd

40-50 Mark Anthony Drive, Dandenong South VIC 3175

Ph: 1300 762 219

Fax: 03 9768 0838

Website: www.arisit.com

www.siriusbrand.com

BI-POWER mode

The new **Smart-Switch BI-POWER** feature is designed to offer the user a rangehood with the option for significant energy saving and noise reduction, specifically for cooking that does not require high-powered extraction performances.

Activating the **Smart-Switch BI-POWER** increases the airflow of the hood for when a more powerful extraction is required.



SL926 DLTM1200: ECO mode

Speed	Airflow	Noise
1	407 m³/h	42dbA
2	705 m³/h	46dbA
3	1091 m³/h	53dbA
4	1523 m³/h	60dbA



SL926 DLTM1200: POWER mode

Speed	Airflow	Noise
1	607 m³/h	46dbA
2	902 m³/h	49dbA
3	1364 m³/h	56dbA
4	1930 m³/h	66dbA

Motor Power Consumption: per motor

Speed	ECO mode	Power mode
1	60 W	105 W
2	65 W	130 W
3	75 W	165 W
4	130 W	260 W



SIRIUS APP

The **Sirius Smart-Switch** rangehood is compatible with the Sirius app, allowing the user to control the rangehood fan speed, and to switch between 'ECO' and 'BI-POWER' modes. The app is available for download from the Apple App store or the Google Play store.



FEATURES

- **Fan speed control and BI-POWER mode:**
Allows you to control the rangehood fan speed, and to switch between 'ECO' and 'BI-POWER' modes.
- **Custom auto shut-off timer:**
Extend your automatic shut-off timer to a time that suits your cooking needs (up to 2 hours).
- **Clean filter indicator:**
Alerts you to how many hours left of rangehood use you have before it is time to clean the baffle filters in your dishwasher.
- **Lighting adjustment:**
Adjust the brightness and warmth (Kelvin) of the LED light.

