

# THE ECLIPSE

## 1200mm ONBOARD BRUSHLESS CEILING CASSETTE

SLT971BRHM

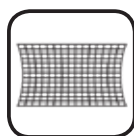
valentina  
collection



Rangehood type	Ceiling cassette
Control	Remote control
Speed settings	4
Ducting diameter	Rectangular ducting
Extraction type	Ducted
Motor	OnBoard Brushless Motor
Filter	Aluminium filter
Lighting	Adjustable LED Strip Lighting
Induction Countdown Control	Yes
Electrical requirement	10A
Dimensions (mm)	W1200 x D650 x H206
Warranty	3 years (6 years when Sirius ducting is used)



INDUCTION  
SAFE



ALUMINIUM  
FILTER



REMOTE  
CONTROL



SPEED  
SETTINGS



BRUSHLESS  
ONBOARD  
MOTOR



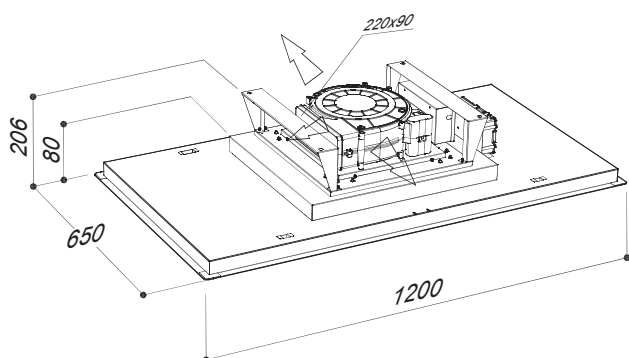
POWERFUL  
1020M3hr  
AIRFLOW



DYNAMIC  
LIGHTING



HANDCRAFTED  
IN ITALY

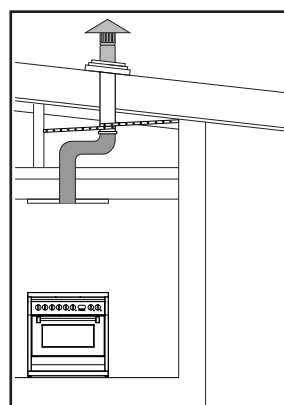


PROUD MOUNT KIT AVAILABLE

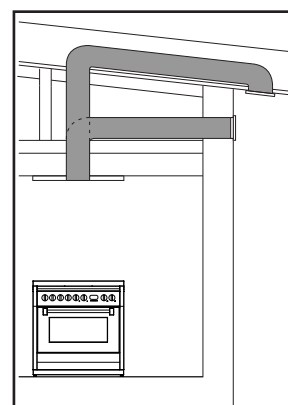


300mm 75455980971

### Ducting options



Roof ducted



Eave or Wall ducted

- Use rectangular, semi-rigid or rigid ducting, not fully flexible foil ducting. Rectangular ducting required.
- Fewer bends means a quieter and more powerful extraction.
- Extra 3 years warranty when Sirius ducting is used (total 6 years).
- See [support page](#) on Sirius website for installation videos and FAQs.

WARNING: technical specifications and product sizes can be varied by the manufacturer, without notice. Cut outs for appliances should only be by physical product measurements. The above information is indicative only.

Distributed by Arisit Pty Ltd

40-50 Mark Anthony Drive, Dandenong South VIC 3175

Ph: 1300 762 219

Fax: 03 9768 0838

Website: [www.arisit.com](http://www.arisit.com)

[www.siriusbrand.com](http://www.siriusbrand.com)

04/2023