

THE ECLIPSE

1200mm OFFBOARD CEILING CASSETTE RANGEHOOD

SLT971EMEL

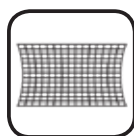
valentina
collection



Rangehood type	Ceiling cassette
Control	Remote control
Speed settings	4
Ducting diameter	Rectangular ducting
Extraction type	Offboard European made Motors
Motor	SEM11, SEM21, SEM51, SEM81
Filter	Aluminium filter
Lighting	Adjustable LED Strip Lighting
Induction Countdown Control	Yes
Electrical requirement	10A
Dimensions (fully extended) (mm)	W1200 x D650 x H160
Warranty	3 years (6 years when Sirius ducting is used)



INDUCTION
SAFE



ALUMINIUM
FILTER



REMOTE
CONTROL



SPEED
SETTINGS



EUROPEAN
MOTOR



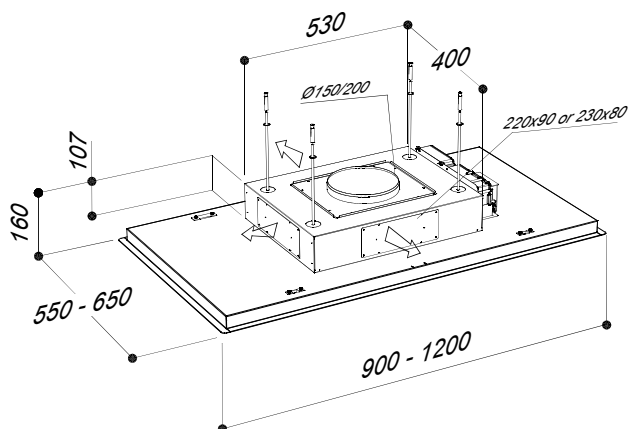
POWERFUL
AIRFLOW



DYNAMIC
LIGHTING



HANDCRAFTED
IN ITALY



PROUD MOUNT KIT AVAILABLE

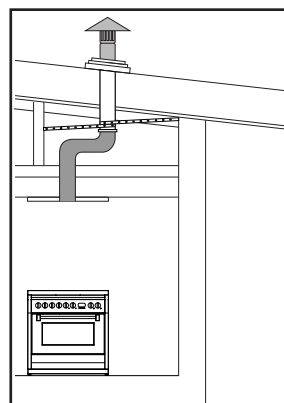


170mm 75455981971

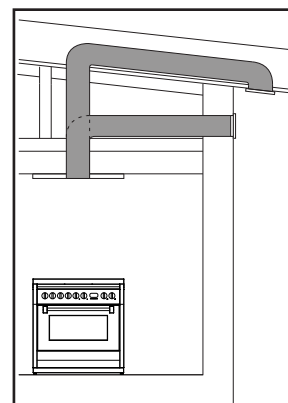


300mm 75455980971

Ducting options



Roof ducted



Eave or Wall ducted

- Use rectangular, semi-rigid or rigid ducting, not fully flexible foil ducting. Rectangular ducting required.
- Fewer bends means a quieter and more powerful extraction.
- Extra 3 years warranty when Sirius ducting is used (total 6 years).
- See [support page](#) on Sirius website for installation videos and FAQs.

WARNING: technical specifications and product sizes can be varied by the manufacturer, without notice. Cut outs for appliances should only be by physical product measurements. The above information is indicative only.

Distributed by Arisit Pty Ltd

40-50 Mark Anthony Drive, Dandenong South VIC 3175

Ph: 1300 762 219

Fax: 03 9768 0838

Website: www.arisit.com

www.siriusbrand.com

04/2023